


BACK TO SCHOOL TEACHER TREAT BAGS



Use this back-to-school activity to invite kids to write a note to their new teacher + make a little goody bag for them! It's a great way to encourage kids to pray for their teachers and do something special for the first day of school.

Supplies:

Pages 2-3 of this printable, pens, goody bag items, stapler, ziplock bags


Details:

In this activity, kids will write a note to their new teacher (using page 2) and tell them they are looking forward to the new year. They can also put together a goody bag with items like ink pens, highlighters, post it notes, expo markers, paper clips, pencils, candy, drink packets, etc. Kids can place their card inside the Ziplock bag with other goodies. Then they can staple a bag topper (page 3) to the bag and take it to open house or their first day of school and give it to their new teacher.


This activity is one of the many stations in the [Back to School Prayer Bash](#) – a prayer station event for kids and families to help them start the new school year off with prayer. [Download the full resource here.](#)



I'm so excited to be in your class.
I'm praying we have a great year together!



I'm so excited to be in your class.
I'm praying we have a great year together!



I'm so excited to be in your class.
I'm praying we have a great year together!




I'm so excited to be in your class.
I'm praying we have a great year together!



Treat Bag toppers 2.25 x 6.5 inches when folded. Print on card stock. Cut out and fold in half. Attach to top of treat bags or ziplock bags.



TREATS FOR THE TEACHER



TREATS FOR THE TEACHER

