

## Jesus Carries His Cross


After Pontius Pilate gave Jesus over to the soldiers to be beaten, they took Jesus out to be crucified. He was weak from the beatings, so Simon of Cyrene was told he had to help Jesus carry His cross.



*And after that they had mocked him, they took the robe off from him, and put his own raiment on him, and led him away to crucify him. And as they came out, they found a man of Cyrene, Simon by name: him they compelled to bear his cross. And when they were come unto a place called Golgotha, that is to say, a place of a skull, They gave him vinegar to drink mingled with gall: and when he had tasted thereof, he would not drink.*

*And they crucified him, and parted his garments, casting lots: that it might be fulfilled which was spoken by the prophet, "They parted my garments among them, and upon my vesture did they cast lots." And sitting down they watched him there; And set up over his head his accusation written, "This Is Jesus The King Of The Jews." Matthew 27:31-37*

Follow these instructions to draw a picture representing Jesus carrying His cross like the one shown below:

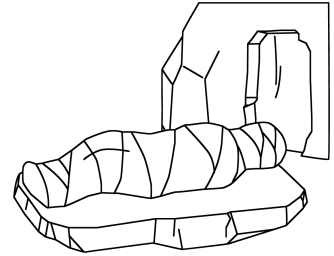

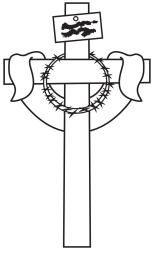
- Decide if you want to draw the right half of the picture or the left half of the picture and draw it in one of the first two grids. You can draw both if you'd like. Don't worry if you can't draw every detail. Just do your best and draw as much of the picture as you can.
- Now, using a blank grid, try drawing the whole picture.



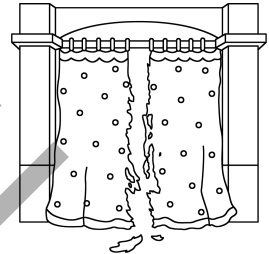



# Identify the Image

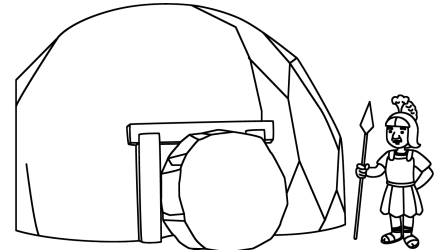
1. Which picture represents "Jesus is Buried"? Circle it.



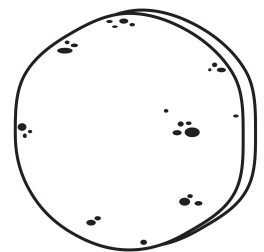
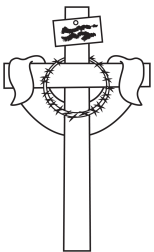
2. Which picture represents "Jesus and the Thieves"? Circle it.



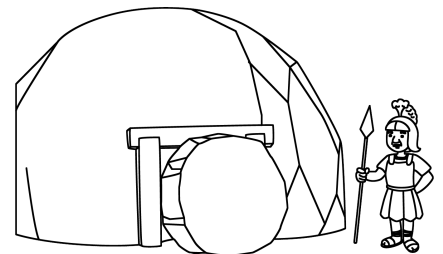
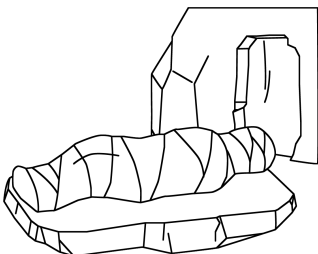
3. Which picture represents "Men Guard the Tomb"? Circle it.



4. Which picture represents "Jesus on the Cross"? Circle it.

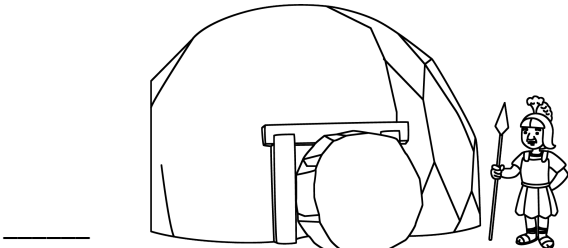
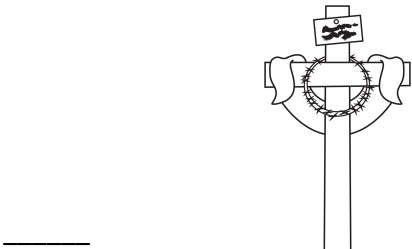
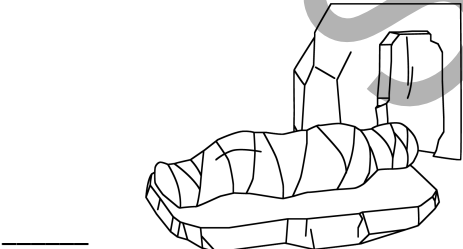
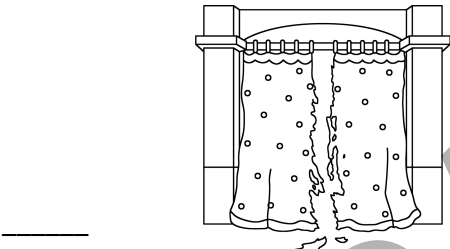
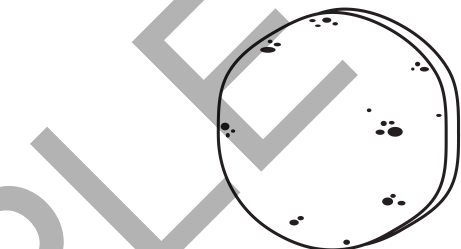
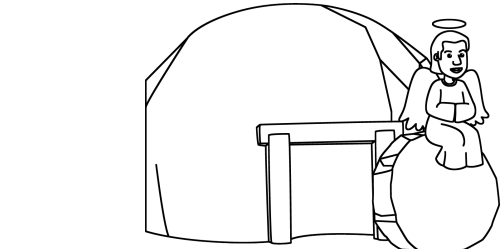





5. Which picture represents "The Ascension"? Circle it.




# Chronological Order

Look at the pictures below. They each represent an event in the life of Jesus. Put a number on the line next to each event to show the order they happened in.



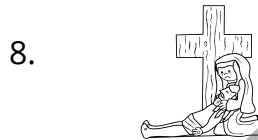
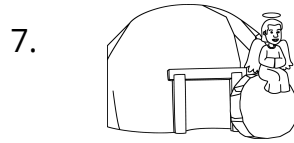
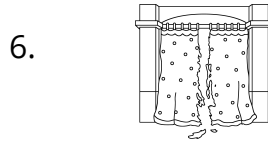
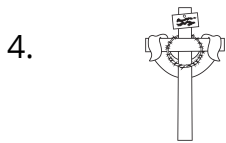
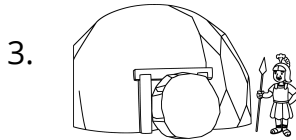
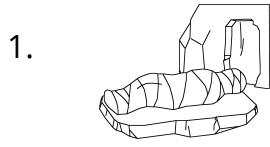


SAMPLE



# Answer Key

## Identify the Image



## Chronological Order

