

Messengers

One day when it was very hot, Abraham saw three men. He had very special visitors. Abraham hurried to greet them and offered them water, something to eat, and a chance to rest in the shade. They talked to Abraham and said again that Sarah would have a baby.

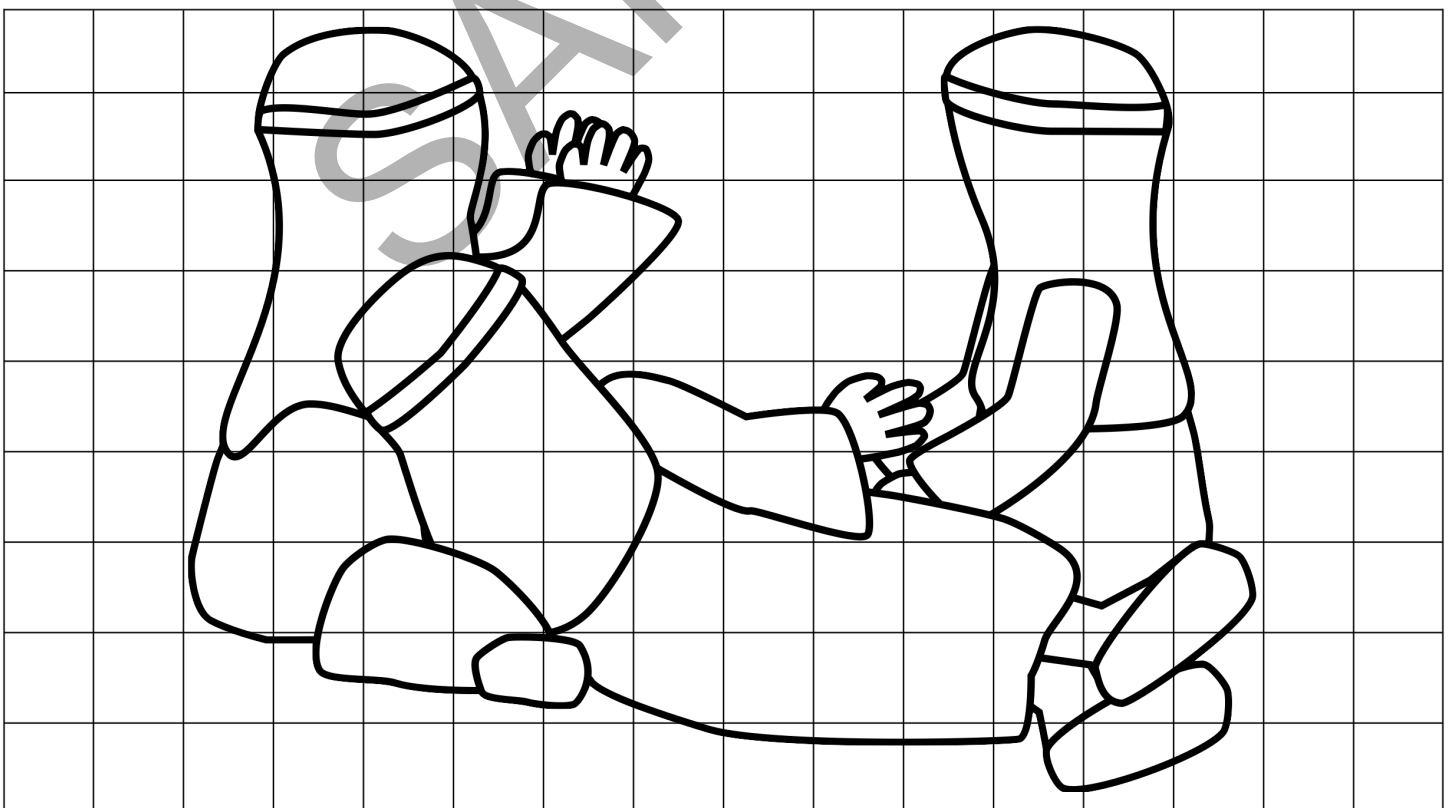
And the Lord appeared to him by the oaks of Mamre, as he sat at the door of his tent in the heat of the day. He lifted up his eyes and looked, and behold, three men were standing in front of him. When he saw them, he ran from the tent door to meet them and bowed himself to the earth and said, "O Lord, if I have found favor in your sight, do not pass by your servant. Let a little water be brought, and wash your feet, and rest yourselves under the tree, while I bring a morsel of bread, that you may refresh yourselves, and after that you may pass on—since you have come to your servant." So they said, "Do as you have said."

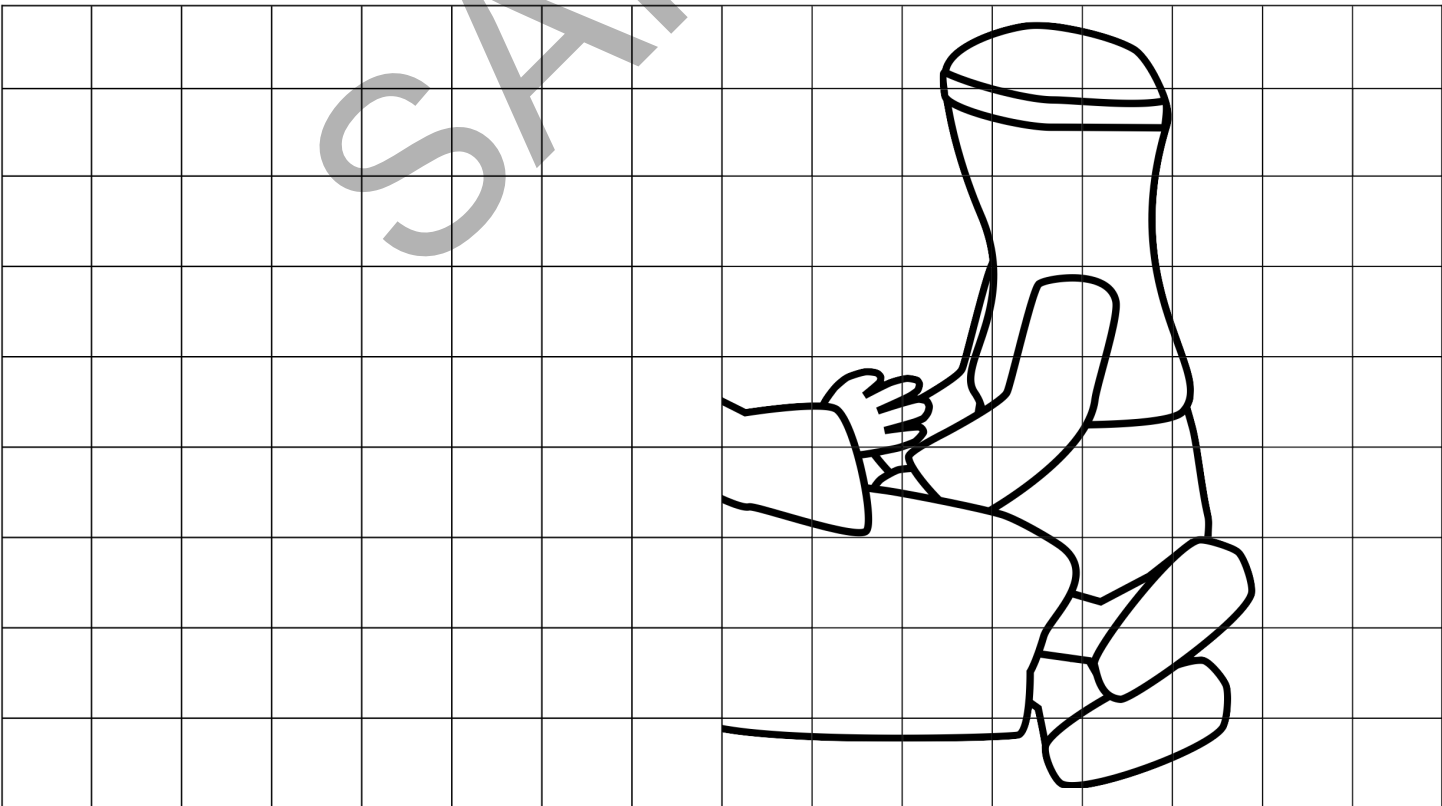

And Abraham went quickly into the tent to Sarah and said, "Quick! Three seahs of fine flour! Knead it, and make cakes." And Abraham ran to the herd and took a calf, tender and good, and gave it to a young man, who prepared it quickly. Then he took curds and milk and the calf that he had prepared, and set it before them. And he stood by them under the tree while they ate.

Genesis 18:1-8

Follow these instructions to draw a picture representing the messengers who visited Abraham like the one shown below:


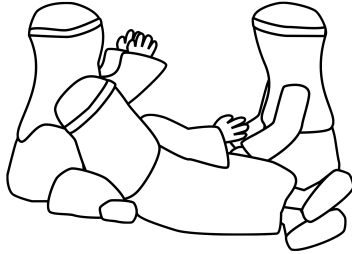
- Decide if you want to draw the right half of the picture or the left half of the picture and draw it in one of the first two grids. You can draw both if you'd like. Don't worry if you can't draw every detail. Just do your best and draw as much of the picture as you can.
- Now, using a blank grid, try drawing the whole picture.






Identify the Image




1. Which picture represents "As Many as the Stars"? Circle it.



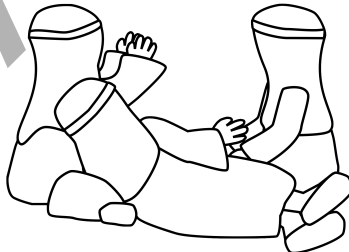
2. Which picture represents "New Names and a Promise"? Circle it.





3. Which picture represents "God Provides the Sacrifice"? Circle it.



4. Which picture represents "Getting Ready for the Sacrifice"? Circle it.

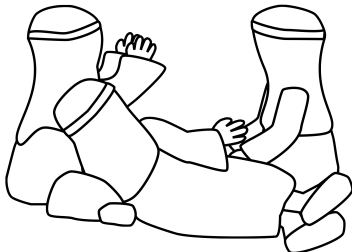









5. Which picture represents "Ur"? Circle it.



Chronological Order

Look at the pictures below. They each represent an event in the life of Abraham. Put a number on the line next to each event to show the order they happened in.








SAMPLE

Answer Key

Identify the Image



Chronological Order

