

Messengers


One day when it was very hot, Abraham saw three men. He had very special visitors. Abraham hurried to greet them and offered them water, something to eat, and a chance to rest in the shade. They talked to Abraham and said again that Sarah would have a baby.

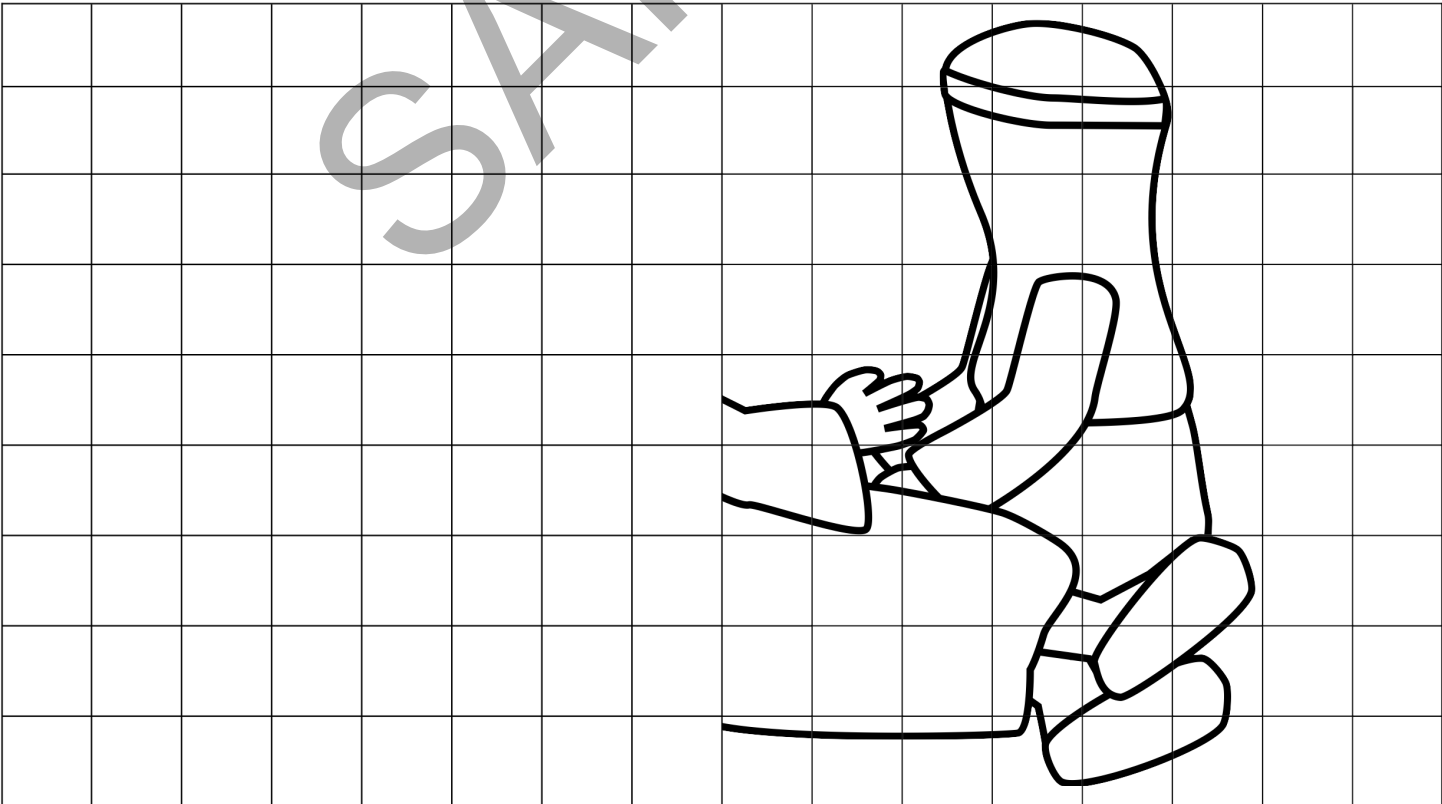

And the Lord appeared unto him in the plains of Mamre: and he sat in the tent door in the heat of the day; and he lift up his eyes and looked, and, lo, three men stood by him: and when he saw them, he ran to meet them from the tent door, and bowed himself toward the ground, and said, "My Lord, if now I have found favour in thy sight, pass not away, I pray thee, from thy servant: Let a little water, I pray you, be fetched, and wash your feet, and rest yourselves under the tree: and I will fetch a morsel of bread, and comfort ye your hearts; after that ye shall pass on: for therefore are ye come to your servant." And they said, "So do, as thou hast said."

And Abraham hastened into the tent unto Sarah, and said, "Make ready quickly three measures of fine meal, knead it, and make cakes upon the hearth." And Abraham ran unto the herd, and fetched a calf tender and good, and gave it unto a young man; and he hastened to dress it. And he took butter, and milk, and the calf which he had dressed, and set it before them; and he stood by them under the tree, and they did eat. Genesis 18:1-8

Follow these instructions to draw a picture representing the messengers who visited Abraham like the one shown below:

- Decide if you want to draw the right half of the picture or the left half of the picture and draw it in one of the first two grids. You can draw both if you'd like. Don't worry if you can't draw every detail. Just do your best and draw as much of the picture as you can.
- Now, using a blank grid, try drawing the whole picture.


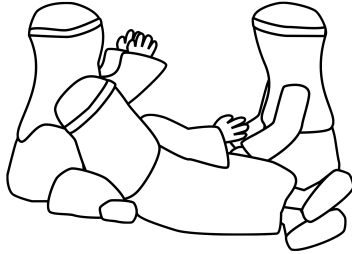





SAMPLE

Identify the Image




1. Which picture represents "As Many as the Stars"? Circle it.



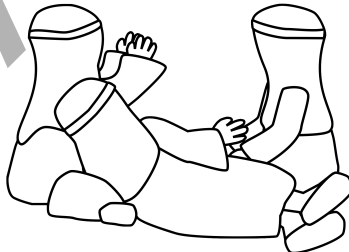
2. Which picture represents "New Names and a Promise"? Circle it.





3. Which picture represents "God Provides the Sacrifice"? Circle it.



4. Which picture represents "Getting Ready for the Sacrifice"? Circle it.

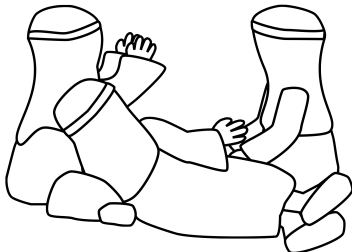








5. Which picture represents "Ur"? Circle it.




Chronological Order

Look at the pictures below. They each represent an event in the life of Abraham. Put a number on the line next to each event to show the order they happened in.








SAMPLE



Answer Key

Identify the Image



Chronological Order

