

Returning to Bethlehem

It was a long journey, but Naomi and Ruth finally reached Bethlehem in Israel. People were very surprised to see Naomi back. Naomi and Ruth reached the little town when it was time for the barley harvest to start.


So they two went until they came to Bethlehem. And it came to pass, when they were come to Bethlehem, that all the city was moved about them, and they said, "Is this Naomi?"



And she said unto them, "Call me not Naomi, call me Mara: for the Almighty hath dealt very bitterly with me. I went out full and the Lord hath brought me home again empty: why then call ye me Naomi, seeing the Lord hath testified against me, and the Almighty hath afflicted me?"

So Naomi returned, and Ruth the Moabitess, her daughter in law, with her, which returned out of the country of Moab: and they came to Bethlehem in the beginning of barley harvest. Ruth 1:19-22

Follow these instructions to draw a picture representing Ruth and Naomi returning to Bethlehem like the one shown below:

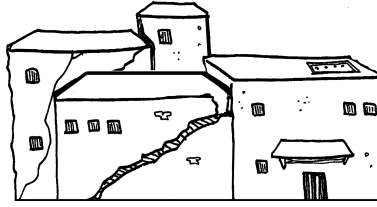
- Decide if you want to draw the right half of the picture or the left half of the picture and draw it in one of the first two grids. You can draw both if you'd like. Don't worry if you can't draw every detail. Just do your best and draw as much of the picture as you can.
- Now, using a blank grid, try drawing the whole picture.





Identify the Image


1. Which picture represents "Boaz"? Circle it.



2. Which picture represents "Boaz Marries Ruth"? Circle it.




3. Which picture represents "Naomi in Moab"? Circle it.



4. Which picture represents "Obed's Descendant"? Circle it.

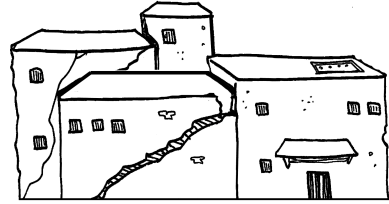




5. Which picture represents "Returning to Bethlehem"? Circle it.




Chronological Order

Look at the pictures below. They each represent an event in the life of Ruth's story. Put a number on the line next to each event to show the order they happened in.















SAMPLE



Answer Key

Identify the Image

- | | | | |
|----|--|-----|---|
| 1. |  | 6. |  |
| 2. |  | 7. |  |
| 3. |  | 8. |  |
| 4. |  | 9. |  |
| 5. |  | 10. |  |

Chronological Order

- | | | | |
|------|---|-----|--|
| _1_ |  | _6_ |  |
| _5_ |  | _7_ |  |
| _10_ |  | _2_ |  |
| _4_ |  | _9_ |  |
| _8_ |  | _3_ |  |